

Upcoming

Letter of Intent

- Leave clear plans.
- Be Prepared for Emergencies.

Register with the QR below.



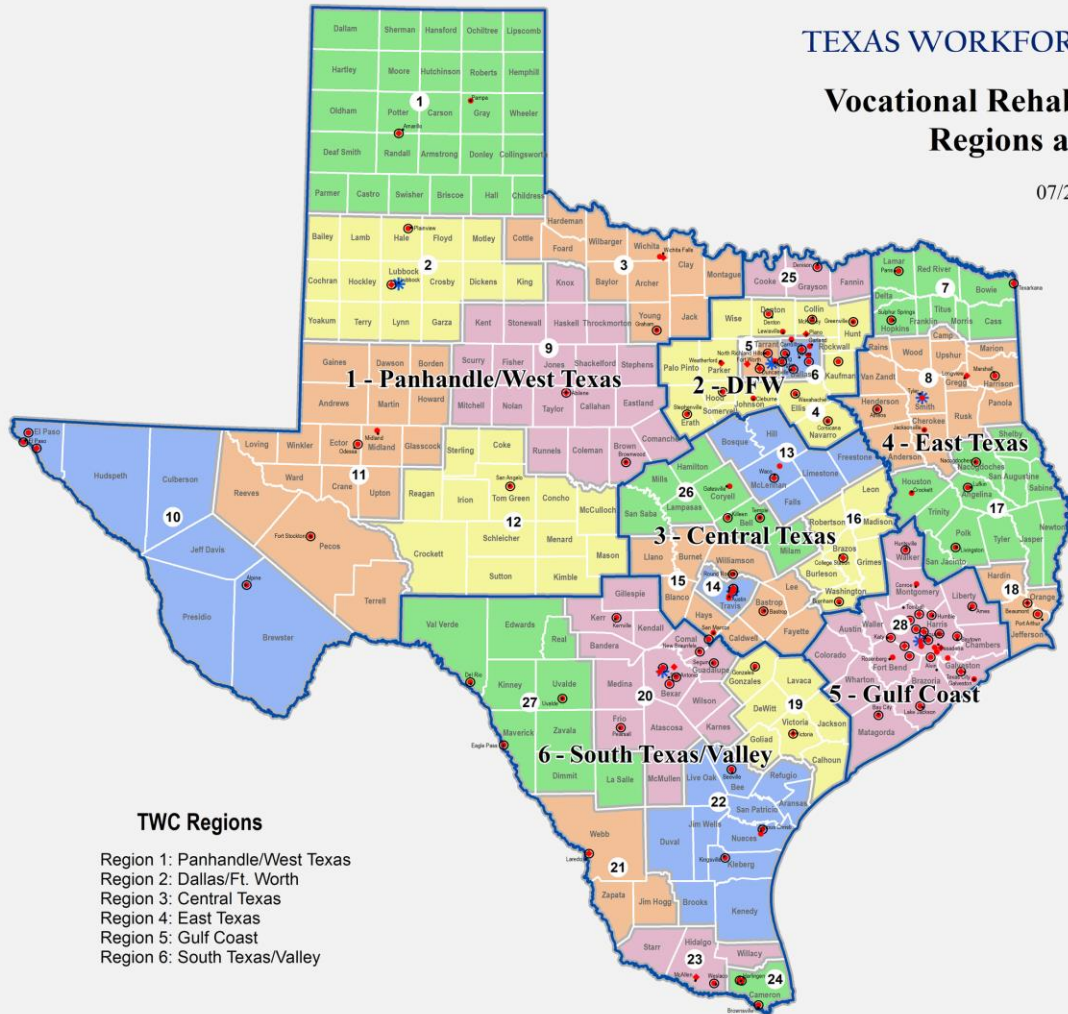
My next webinar will be in partnership with
January 23, 2024
12 Noon

VR & Workforce Offices

TEXAS WORKFORCE COMMISSION

Vocational Rehabilitation Division Regions and Offices

07/29/2021



- City
- ◆ VR Field Headquarters
- VR Field Office
- Integrated with WFS
- ★ VR Regional Office
- County
- ▭ TWC Region
- ▭ LWDA (with color)

Local Workforce Development Areas

- | | |
|-----------------------|----------------------------|
| 1 Panhandle | 15 Rural Capital |
| 2 South Plains | 16 Brazos Valley |
| 3 North Texas | 17 Deep East Texas |
| 4 North Central Texas | 18 Southeast Texas |
| 5 Tarrant County | 19 Golden Crescent |
| 6 Greater Dallas | 20 Alamo |
| 7 Northeast Texas | 21 South Texas |
| 8 East Texas | 22 Coastal Bend |
| 9 West Central Texas | 23 Lower Rio Grande Valley |
| 10 Borderplex | 24 Cameron County |
| 11 Permian Basin | 25 Texoma |
| 12 Concho Valley | 26 Central Texas |
| 13 Heart of Texas | 27 Middle Rio Grande |
| 14 Capital Area | 28 Gulf Coast |

- #### TWC Regions
- Region 1: Panhandle/West Texas
 - Region 2: Dallas/Ft. Worth
 - Region 3: Central Texas
 - Region 4: East Texas
 - Region 5: Gulf Coast
 - Region 6: South Texas/Valley

**TWC VR
Locator**



**Workforce
Solutions
Board
Websites**



Vocational Rehabilitation

- Contact local VR office
- Call the TWS-VRS statewide contact center at 512-936-6400
- Online self-referral “Start My VR” located: [Bit.ly/StartMyVR](https://bit.ly/StartMyVR)
- Find your local VR Office at:

<https://stats.twc.texas.gov/views/VRProviderLocator/ProviderbyZipCode?%3Aembed=y&%3AisGuestRedirectFromVizportal=y>

- Email us at: VR.office.locator@twc.texas.gov



Texoma Workforce Centers

**Employment
Specialists**

**Skill Up
Texoma**

**Child
Care
Assistance**

Career Planning & Job Services

**Resume
Writing**

**Accessible
Workstations**

Printers

Follow Up Resources

Speakers

Students

Adult VR

Resources

April Martin Student HireAbility Navigator Workforce Solutions
Texoma (Grayson, Cooke, Fannin Counties)
Phone: 903.957.7408
Web: workforcesolutionstexoma.com
Email: april.martin@wftexoma.org

TEXAS WORKFORCE SOLUTIONS - VOCATIONAL REHABILITATION SERVICES
PDF
transition-services-twc

WHAT COMES AFTER HIGH SCHOOL?
PDF
flyer-vr-pre-ets-students-english-twc (1)

SERVICIOS DE REHABILITACIÓN - VOCACIONAL SOLUCIONES DE LA FUERZA LABORAL DE TEXAS
PDF
vocational-rehabilitation-services-spanish-twc

Contents of the IEP
PDF
2_Contents of the IEP 10.4.23 PRN JW

SHOULD I OPEN AN ABLE ACCOUNT?
PDF
2023 11 07 Should I Open an Able Account

Hiring & You! Job Fair!
Thursday, November 9th
10 AM - 2 PM

Padlet



<https://padlet.com/aprilmartin3/vr-for-students-families-jf21i7wdt4zvie9o>

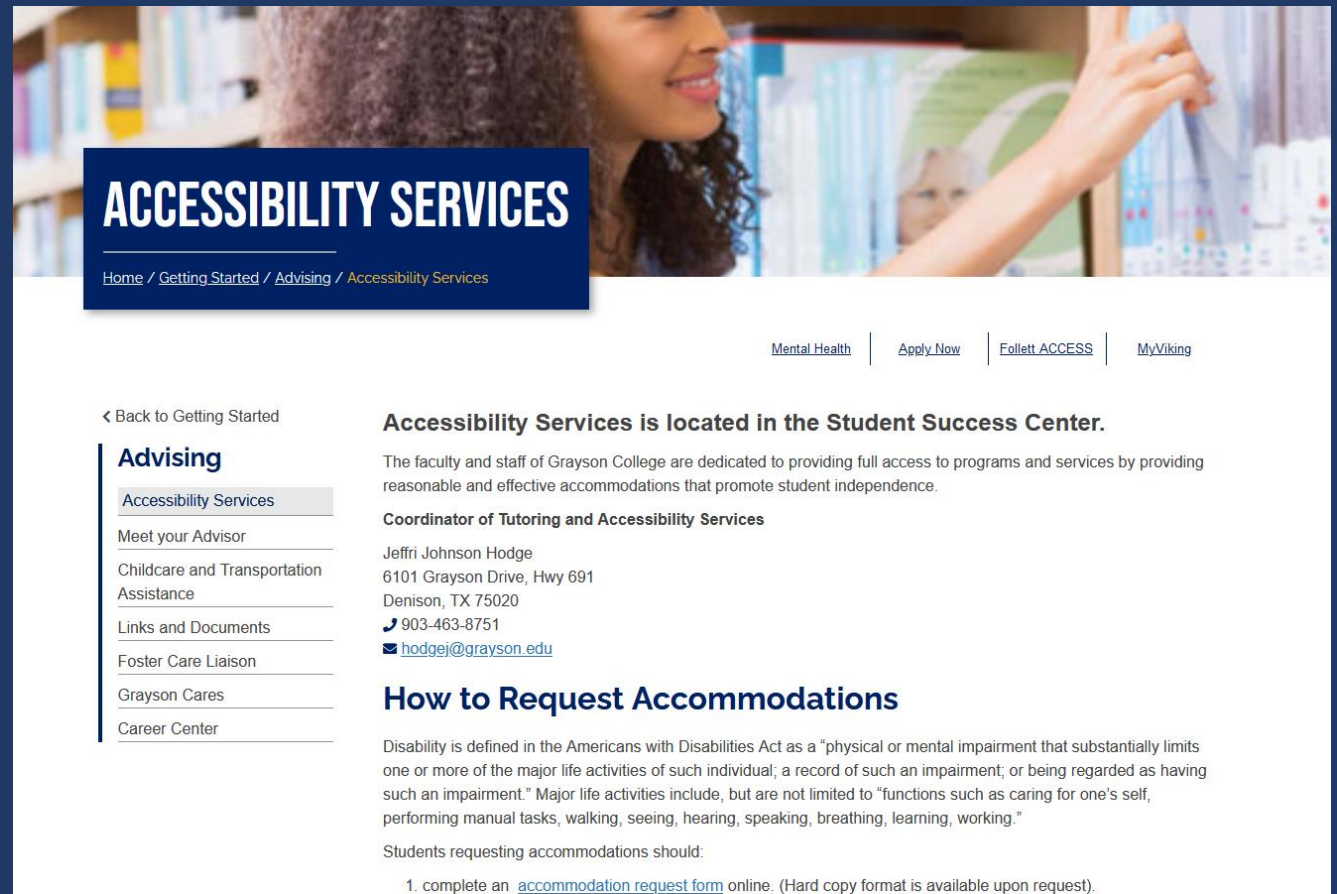
GRAYSON COLLEGE ACCESSIBILITY SERVICES OFFICE (ASO)

www.grayson.edu > Student Life >
Students with Disabilities

The office is located in the Testing
Center on the Main Campus in
Denison.

Appointments are available at the
South Campus in Van Alstyne.

Find ASO on Grayson College's website



The screenshot shows the Grayson College Accessibility Services website. At the top, there is a banner image of a woman pointing at a chart with the text "ACCESSIBILITY SERVICES" overlaid. Below the banner is a navigation menu with links for "Home", "Getting Started", "Advising", and "Accessibility Services". On the right side, there are links for "Mental Health", "Apply Now", "Follett ACCESS", and "MyViking". The main content area is titled "Accessibility Services is located in the Student Success Center." and includes a paragraph about the college's commitment to accessibility, contact information for the Coordinator of Tutoring and Accessibility Services (Jeffri Johnson Hodge), and a section titled "How to Request Accommodations" which defines disability and lists steps for requesting accommodations.

ACCESSIBILITY SERVICES

[Home](#) / [Getting Started](#) / [Advising](#) / [Accessibility Services](#)

[Mental Health](#) | [Apply Now](#) | [Follett ACCESS](#) | [MyViking](#)

[Back to Getting Started](#)

Advising

- [Accessibility Services](#)
- [Meet your Advisor](#)
- [Childcare and Transportation Assistance](#)
- [Links and Documents](#)
- [Foster Care Liaison](#)
- [Grayson Cares](#)
- [Career Center](#)

Accessibility Services is located in the Student Success Center.

The faculty and staff of Grayson College are dedicated to providing full access to programs and services by providing reasonable and effective accommodations that promote student independence.

Coordinator of Tutoring and Accessibility Services

Jeffri Johnson Hodge
6101 Grayson Drive, Hwy 691
Denison, TX 75020
📞 903-463-8751
✉ hodgej@grayson.edu

How to Request Accommodations

Disability is defined in the Americans with Disabilities Act as a "physical or mental impairment that substantially limits one or more of the major life activities of such individual; a record of such an impairment; or being regarded as having such an impairment." Major life activities include, but are not limited to "functions such as caring for one's self, performing manual tasks, walking, seeing, hearing, speaking, breathing, learning, working."

Students requesting accommodations should:

1. complete an [accommodation request form](#) online. (Hard copy format is available upon request).

ACCOMMODATION REQUEST FORM

- Available on our website
 - A link to the form is on the ASO webpage
 - Hard copies are available upon request
- Why should you fill out this form?
 - It is the student's responsibility to identify themselves to ASO
 - Accommodations do not automatically carry over from one semester to the next
 - ASO Coordinator does not know that you are enrolled or need accommodations, unless you fill out the accommodation intake/request form every semester
- When should you fill out this form?
 - At the beginning of every semester to request accommodations for that semester

DOCUMENTATION

- Generally accepted types of documentation
 - Recent IEP, 504, copies from ARD meetings, etc.
 - Evaluation by Vocational Rehabilitation Services or diagnostic testing
 - Recent letter from your healthcare provider on their letterhead or diagnostic testing
- Recent means 5 years or less. However, older documentation will be considered.
 - Recent documentation is a better reflection of your current needs
- Should include
 - Your name, date of birth, and date of report
 - Diagnosis and how it affects your academic experience
 - Specific recommendations for accommodations
 - Examples of specific recommendations such as extended time on test, quiet environment, text-to-speech or other unambiguous recommendations that clarify what is helpful for you
 - Documentation requesting special accommodations is not helpful in determining accommodations

NEXT STEPS

Interactive Discussion

- Meet with your coordinator
 - Email, phone, or in-person
 - Discuss possible accommodations
 - Answer any of your questions
 - Discuss technology
- Coordinator processes your request
 - Look for emails inviting you to use tech
 - Glean
 - Kurzweil 3000
 - Look for emails from the coordinator
 - From hodgej@grayson.edu

Approval of Accommodations

- Coordinator notifies your professors
 - Coordinator will add your name, ID, and accommodations to your professors' accommodation spreadsheet
- Coordinator notifies you by email
 - Coordinator emails you a confirmation listing your approved accommodations
- It is your responsibility to follow-up for clarification or questions as soon as possible

TECHNOLOGY

Glean:


Record lectures (and convert to text)

Take better notes

Makes studying more efficient by capturing all the information in lectures and organize the information logically

Glean is free to current students registered with ASO and it is easy to use

Training webinars are available



TECHNOLOGY

Kurzweil 3000:


Text-to-Speech Application

Writing templates and aids included

Translation tools for non-native
English learners

Works for exams and quizzes in
Respondus Lockdown Browser

Free to all currently enrolled students
regardless of whether they register
with ASO



UPSWING TUTORING

- Tutors are available for most courses
- All current GC students can use up to 5 free hours of tutoring/week
- Find the Upswing link:
 - On your student dashboard
 - In your Canvas course shells

Upswing

Meet with a tutor today!

**UPSWING
SUPPORTS MOST
SUBJECTS
INCLUDING:**

- Algebra
- Anatomy
- Calculus
- Chemistry
- Nursing
- Physics
- Writing



FOR TUTORING SCAN THE QR CODE OR
VISIT: <https://grayson.upswing.io/>



TRIO STUDENT SUPPORT SERVICES (SSS)

- Mentoring, academic advising, professional instruction, transfer assistance, career assessments, financial and economic literacy, and individualized student coaching
- Complete the online Student Support Services application, or stop by the SSS office in the Student Affairs Building for assistance



Apply to SSS as soon as you enroll. Don't hesitate!

WORKFORCE RECRUITMENT PROGRAM (WRP)

Grayson College participates in the Workforce Recruitment Program. Individual student participation is optional.

- Students and recent grads apply in the fall for the next year's program. Student must:
 - Be a person with a disability and eligible for hiring under the Schedule A Hiring Authority for persons with disabilities.
 - Be a U.S. citizen.
 - Be a current, full-time, degree-seeking, post-secondary student OR have graduated from such an institution within two and a half years of the December release of the database.
- Students may also participate if they meet all of the other requirements for the program but are taking a reduced course load due to a disability or if they are taking less than a full-time load in the term/enrollment period immediately prior to graduation because they do not need a full course load to graduate.

CONTACT INFORMATION

- Jeffri Johnson Hodge
- Email: hodgej@grayson.edu
- Phone: 903-463-8751
- Office: SSC-201 (Testing Center,
Main Campus)